

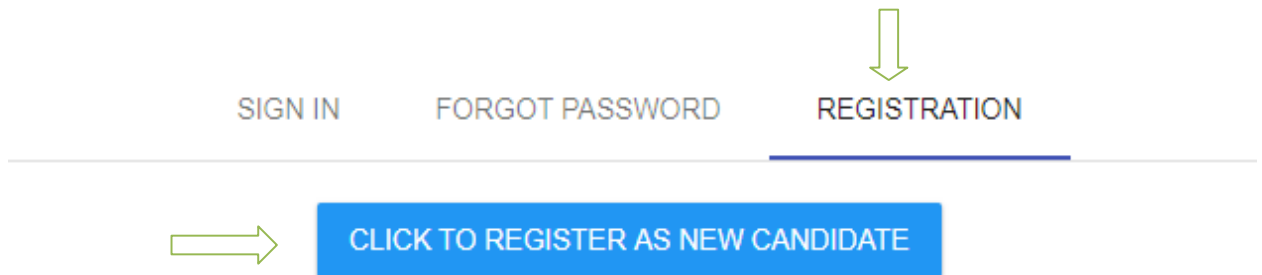
# Guidelines for Admission From Home

- For Eligibility, Admission dates, Admission fees related queries, candidates can contact to class teacher or course coordinator.

1. Open Google Chrome Browser and Go to <https://avgnc.digitaledu.in>
2. Click on “ Junior College – Admission Portal Link ”

















3. Select Registration And Click on “Click To Register As New Candidate”



# Guidelines for Admission From Home

4. Enter all details asked in form. First Name, Middle Name, Last Name, Birth-date, Mother Name.  
Enter Mobile number and Email-id. OTP will be sent on both for verification.  
Create Username and password of your choice. Remember it for further form filling.  
Click on "Register" button.

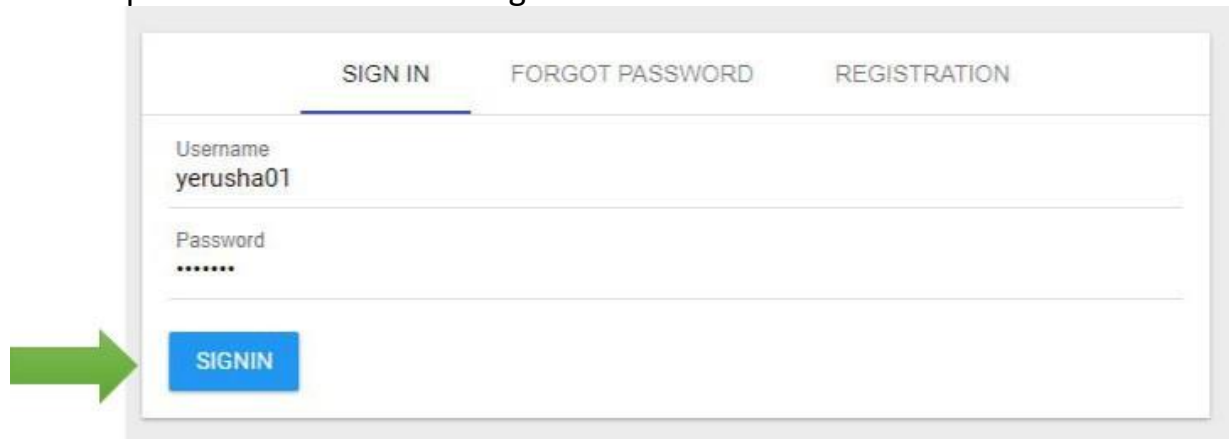
NO	
First Name *	
MAYUR	
Middle Name	
S	
Last Name	
PATIL	
Mobile *	
7057240640	
Mobile number is valid	
Email Address *	
mayur@gmail.com	
Re-enter Email Address *	
mayur@gmail.com	
Date of Birth(DOB) *	
2000-01-01	
Mother First Name *	
M	
Choose Username *	
Candidate15	
Username is valid	
Choose Password	 
••••••••	
Re-enter Password *	 
••••••••	



REGISTER

# Guidelines for Admission From Home

5. Then you will get confirmation message that login is created successfully.  
You will receive Username, Password, OTP on mobile number and Email-id.  
You will be redirected to Sign-in page. Enter username and password and click on "Sign-in" button.





The image shows a web form for signing in. At the top, there are three tabs: "SIGN IN", "FORGOT PASSWORD", and "REGISTRATION". The "SIGN IN" tab is selected and highlighted with a blue underline. Below the tabs, there are two input fields: "Username" with the text "yerusha01" and "Password" with a masked password "\*\*\*\*\*". At the bottom of the form is a blue button labeled "SIGNIN". A green arrow points from the left towards the "SIGNIN" button.

# Guidelines for Admission From Home


6. Enter OTP that you have received on Mobile number and Email Id. And click on "Submit" button. This is one time process and is mandatory to pay fees online.

### Mobile Verification Window

1. Mobile No :- **9870331638**. [To Edit Click Here](#)  
2. Email-Id:- **crm@digitaledu.net**. [To Edit Click Here](#)  
Usually SMS is received within 5 seconds. In some cases it takes up to 5 minutes.  
You can enter verification code when asked at next login.  
Click on 'Resend Verification Code' button if you have changed mobile number or email address.

Enter Mobile Verification Code   

7. Fill all information which is Mandatory. Read instructions given on each tab carefully to complete the form filling process.
8. On final stage "Print form" tab, select undertaking check-boxes and lock form by clicking on "lock and submit" button. Read all information shown on screen and click on "confirm and lock application" button. After form verification and processing from institute, Pay online button will be visible, this will take 2-3 working days.
9. After Completing Form Filling Click on Pay Online-Form Processing Fee To Pay Online Form Fee


Application-Id	Course	Action
394	FYJC Arts	<div style="text-align: center;"><input type="button" value="PRINT FORM"/> <input type="button" value="PAY ONLINE - FORM PROCESSING FEE RS : 100"/> </div>

# Guidelines for Admission From Home

## 10. Click on Pay online Button

Prospectus Fee Information ×

- CandidateId: 128
- Candidate Full Name: ASHISH RMAHAJAN
- Outsider College Candidates
- You are applying in admission programs (FYJC Arts)
- To pay prospectus fee Rs: 100 only
- You can pay via Online or Manually (at Institute Admission Counter)


 [PAY ONLINE](#) [PAY MANUALLY](#)

## 11. Click on Agreepay button to complete online form fee payment

Online Admission Prospectus Fees Window ×

Choose any payment services by clicking on blue button to proceed further

If you are making payments using RUPAY debit-card on which your name is not mentioned, then there are more chances of payment failure

 [AGGREPAY](#)

### All Payment Gateway's Helpline Information:

- Please contact on AGGREPAY helpline no [9082282961] & timings are [11 am to 7 pm (Monday to Friday) / 11 am to 3pm (Saturday)].

# Guidelines for Admission From Home

11. Click on Pay Online button to pay admission fees online. Select Applicable admission Fee and click on AGGEEPAY button to pay fees online.

## Online Admission Fees Window

- Alloted Institute Name: Junior College
- Alloted Admission Program Name: FYJC Science Bifocal
- I agree to pay convenience charges as per applicable payment gateways fees and ERP convenience INR 20 per successfull transaction on my own will and will not be refundable at any cost later.
- Total Amount to Pay Online: 27220 [Excluding Government tax & other charges]

Select any One Applicable Admission Fee:

Program: FYJC Science Bifocal | Amount: 27200

**AGGEEPAY**

All Payment Gateway's Helpline Information:

- Please contact on AGGEEPAY helpline no [9082282961] & timings are [11 am to 7 pm (Monday to Friday) / 11 am to 3pm (Saturday)].

**If your one transaction gets failed kindly initiate another transaction after a span of 20-30 min**

**CANCEL**

12. After successful transaction, you will be redirected to print form tab. You can download receipt of transaction on Print Form tab.