

# Guidelines for Admission From Home

- Students can report admission form related queries on WhatsApp group link provided on below website.
- For Eligibility, Admission dates, Admission fees related queries, candidates can contact to class teacher or course coordinator.

1. Open Google Chrome Browser and Go to <https://avgnc.digtaledu.in>
2. Click on “ Click here for student /candidate Online Admission”

## Student Information Management System

All-in-one solution of total management

- Student, Parent and Staff Data Management
- Office Automation
- Fees Management
- School-Parent Communication System
- Transport Management Solution

Login for Staff, Teachers &  
User Name :   
Password :   
  
[Forgot](#)



[Click here for Student / Candidate Online Admissions](#)

For all admission related tasks candidates shall click on above button













3. Select Registration And Click on “Click To Register As Fresher Candidate”

SIGN IN    FORGOT PASSWORD    REGISTRATION

[CLICK TO REGISTER AS FRESHER CANDIDATE](#)

# Guidelines for Admission From Home

4. Enter all details asked in form. Name, Birth-date are .  
Enter Mobile number and Email-id. OTP will be sent on both for verification.  
Create Username and password of your choice. Remember it for further form filling.  
Click on "Register" button.

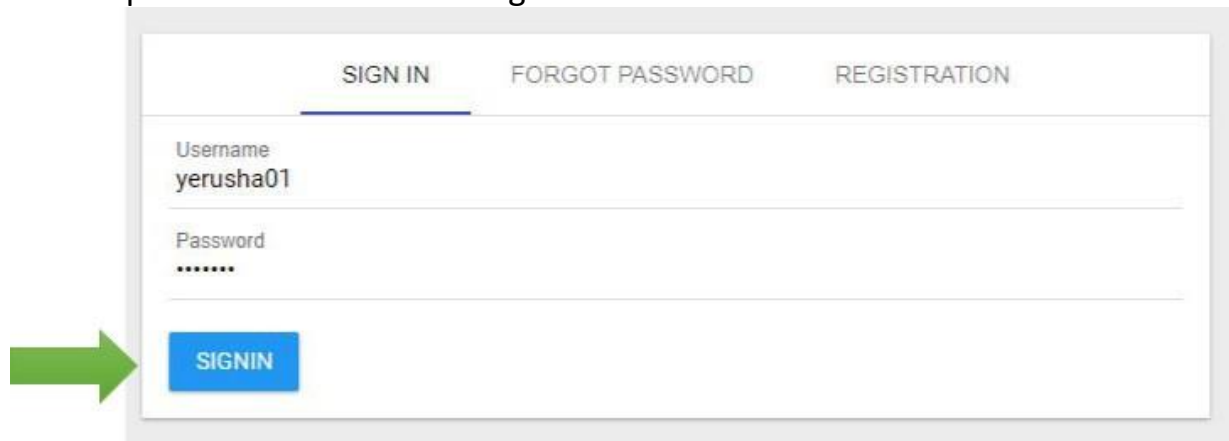
NO	
First Name * MAYUR	
Middle Name S	
Last Name PATIL	
Mobile * 7057240640	
Mobile number is valid	
Email Address * mayur@gmail.com	
Re-enter Email Address * mayur@gmail.com	
Date of Birth(DOB) * 2000-01-01	
Mother First Name * M	
Choose Username * Candidate15	
Username is valid	
Choose Password .....	
Re-enter Password * .....	



REGISTER

# Guidelines for Admission From Home

5. then you will get confirmation message that login is created successfully.  
You will receive Username,Password,OTP on mobile number and Email-id.  
You will be redirected to Sign-in page. Enter username and password and click on “Sign-in” button.





The image shows a sign-in form with three tabs at the top: "SIGN IN", "FORGOT PASSWORD", and "REGISTRATION". The "SIGN IN" tab is selected and underlined. Below the tabs are two input fields: "Username" with the text "yerusha01" and "Password" with masked characters "\*\*\*\*\*". At the bottom left of the form is a blue button labeled "SIGNIN". A green arrow points from the left towards this button.

# Guidelines for Admission From Home


6. Enter OTP that you have received on Mobile number and Email Id. And click on “Submit” button. This is one time process and is mandatory to pay fees online.

### Mobile Verification Window

1. Mobile No :- **9870331638**. [To Edit Click Here](#)  
2. Email-Id:- **crm@digitaledu.net**. [To Edit Click Here](#)  
Usually SMS is received within 5 seconds. In some cases it takes up to 5 minutes.  
You can enter verification code when asked at next login.  
Click on 'Resend Verification Code' button if you have changed mobile number or email address.

Enter Mobile Verification Code   

7. Fill all information which is Mandatory. Read instructions given on each tab carefully to complete the form filling process.
8. On final stage “Print form” tab, select undertaking check-boxes and lock form by clicking on “ lock and submit” button. Read all information shown on screen and click on “confirm and lock application” button. After form verification and processing from institute, Pay online button will be visible, this will take 2-3 working days.
9. After Completed Form Filling Showing “pay online- from Processing Fee Rs:100,To click on button

Personal	Family	Reservation	Apply	Academic	Documents	Print Form
Application-Id	Course	Action				
29	FYBSC IT	<input type="button" value="PAY ONLINE - FORM PROCESSING FEE RS : 100"/> 				

# Guidelines for Admission From Home

10. Click on Pay online form processing Fee Rs:100 showing prospectus fee information after click on pay online button

Prospectus Fee Information ×

- CandidateId: 18
- Candidate Full Name: ANITA ASHOKDHAWAL
- Outsider College Candidates
- You are applying in admission programs (First Year Bachelor of Science In Information Technology (Bsc. IT))
- To pay prospectus fee Rs: 100 only
- You can pay via Online or Manually (at Institute Admission Counter)



PAY ONLINE


PAY MANUALLY

11. After click on Pay Online Button showing online admission prospectus fees windows Click on Agree pay button pay the Admission from Fee

Online Admission Prospectus Fees Window ×

Choose any payment services by clicking on blue button to proceed further

If you are making payments using RUPAY debit-card on which your name is not mentioned, then there are more chances of payment failure

 [AGGREPAY](#)

# Guidelines for Admission From Home

12. Click on Pay Online button to pay admission fees online. Select Applicable admission Fee and click on AGGREPAY button to pay fees online.

## Online Admission Fees Window

- Alloted Institute Name: Senior College
- Alloted Admission Program Name: First Year Bachelor of Science In Information Technology (Bsc. IT)
- I agree to pay convenience charges as per applicable payment gateways fees and ERP convenience INR 20 per successful transaction on my own will and will not be refundable at any cost later.
- Total Amount to Pay Online: 26211 [Excluding Government tax & other charges]

Select any One Applicable Admission Fee:

Program: First Year Bachelor of Science In Information Technology (Bsc. IT) | Amount: 26191 ▼

AGGREPAY

CANCEL

13. After successful transaction, you will be redirected to print form tab. You can download receipt of transaction on Print Form tab.